

ILLINOIS STATE BOARD OF EDUCATION
School Business Services Division

Accounting Basis:

Cash
 Accrual

SCHOOL DISTRICT BUDGET FORM *
July 1, 2017 - June 30, 2018

Balanced budget, no deficit
reduction plan is required.

Date of Amended Budget: _____
(MM/DD/YY)

District Name: STREATOR TOWNSHIP HIGH SCHOOL
District RCDT No: 35-050040017

If your FY17 AFR states that you need to do a deficit reduction plan and your FY18 budget is balanced please state the measures you took to have your budget become balanced. (Bckgrnd-Assumpt 25-26)

Budget of STREATOR TOWNSHIP HIGH SCHOOL, County of LASALLE,
State of Illinois, for the Fiscal Year beginning July 1, 2017 and ending June 30, 2018.

WHEREAS the Board of Education of STREATOR TOWNSHIP HIGH SCHOOL,
County of LASALLE, State of Illinois, caused to be prepared in tentative form a budget, and the Secretary
of this Board has made the same conveniently available to public inspection for at least thirty days prior to final action thereon;

AND WHEREAS a public hearing was held as to such budget on the 19 day of SEPTEMBER, 20 17,
notice of said hearing was given at least thirty days prior thereto as required by law, and all other legal requirements have been complied with;






NOW, THEREFORE, Be it resolved by the Board of Education of said district as follows:
Section 1: That the fiscal year of this school district be and the same hereby is fixed and declared to be

beginning July 1, 2017 and ending June 30, 2018.

Section 2: That the following budget containing an estimate of amounts available in each Fund, separately, and expenditures from each
be and the same is hereby adopted as the budget of this school district for said fiscal year.

ADOPTION OF BUDGET

The budget shall be approved and signed below by members of the School Board. Adopted this 19TH
day of SEPTEMBER, 20 17 by a roll call vote of 7 Yeas, and 0 Nays, to wit:

** MEMBERS VOTING YEA:	** MEMBERS VOTING NAY:
	
	
	
	
	
	

* Based on the 23 Illinois Administrative Code-Part 100 and inconformity with Section 17-1 of the School Code.
** Type in the members who voted "YEA" nor "NAY". Actual school board member signatures are not required for electronic submission.
(1) A certified copy of this document must be filed with the county clerk within 30 days of adoption as required
by Section 18-50 of the Property Tax Code (35 ILCS 200/18-50).
(2) Districts are required to submit the adopted/amended budget electronically to ISBE within 30 days of adoption or by October 30,
whichever comes first. Budgets are submitted to School Finance Report (SFR): <https://sec1.isbe.net/attachmgr/default.aspx>
The electronic version does not require member signatures.

ILLINOIS STATE BOARD OF EDUCATION
School Business Services Division

Accounting Basis:

Cash
 Accrual

SCHOOL DISTRICT BUDGET FORM *
July 1, 2017 - June 30, 2018

Balanced budget, no deficit reduction plan is required.

Date of Amended Budget: _____
(MM/DD/YY)

District Name: STREATOR TOWNSHIP HIGH SCHOOL
District RCDT No: 35-050040017

If your FY17 AFR states that you need to do a deficit reduction plan and your FY18 budget is balanced please state the measures you took to have your budget become balanced. (Bckgrnd-Assumpt 25-26)

Budget of STREATOR TOWNSHIP HIGH SCHOOL, County of LIVINGSTON,
State of Illinois, for the Fiscal Year beginning July 1, 2017 and ending June 30, 2018.

WHEREAS the Board of Education of STREATOR TOWNSHIP HIGH SCHOOL,
County of LIVINGSTON, State of Illinois, caused to be prepared in tentative form a budget, and the Secretary of this Board has made the same conveniently available to public inspection for at least thirty days prior to final action thereon;

AND WHEREAS a public hearing was held as to such budget on the 19 day of SEPTEMBER, 20 17,
notice of said hearing was given at least thirty days prior thereto as required by law, and all other legal requirements have been complied with;

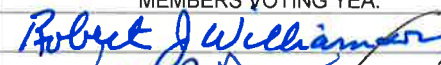




NOW, THEREFORE, Be it resolved by the Board of Education of said district as follows:
Section 1: That the fiscal year of this school district be and the same hereby is fixed and declared to be

beginning July 1, 2017 and ending June 30, 2018.

Section 2: That the following budget containing an estimate of amounts available in each Fund, separately, and expenditures from each be and the same is hereby adopted as the budget of this school district for said fiscal year.

ADOPTION OF BUDGET

The budget shall be approved and signed below by members of the School Board. Adopted this 19TH
day of SEPTEMBER, 20 17 by a roll call vote of 7 Yeas, and 0 Nays, to wit:

** MEMBERS VOTING YEA:	** MEMBERS VOTING NAY:
	
	
	
	
	
	

* Based on the 23 Illinois Administrative Code-Part 100 and inconformity with Section 17-1 of the School Code.
** Type in the members who voted "YEA" nor "NAY". Actual school board member signatures are not required for electronic submission.
(1) A certified copy of this document must be filed with the county clerk within 30 days of adoption as required by Section 18-50 of the Property Tax Code (35 ILCS 200/18-50).
(2) Districts are required to submit the adopted/amended budget electronically to ISBE within 30 days of adoption or by October 30, whichever comes first. Budgets are submitted to School Finance Report (SFR): <https://sec1.isbe.net/attachmgr/default.aspx>
The electronic version does not require member signatures.

	A	B	C	D	E	F	G	H	I	J	K	L
1	<i>Begin entering data on EstRev 5-10 and EstExp 11-17 tabs.</i>		(10)	(20)	(30)	(40)	(50)	(60)	(70)	(80)	(90)	
2	Description (Enter Whole Numbers Only)	Acct #	Educational	Operations & Maintenance	Debt Service	Transportation	Municipal Retirement/ Social Security	Capital Projects	Working Cash	Tort	Fire Prevention & Safety	
3	ESTIMATED BEGINNING FUND BALANCE July 1, 2017 ¹		2,345,907	584,923	261,116	46,004	227,187	79,543	531,619	49,533	2	
4	RECEIPTS/REVENUES											
5	LOCAL SOURCES	1000	3,657,286	1,074,497	832,964	232,112	328,589	74,025	99,029	712,177	96,368	
6	FLOW-THROUGH RECEIPTS/REVENUES FROM ONE DISTRICT TO ANOTHER DISTRICT	2000	0	0	0	0	0	0	0	0	0	0
7	STATE SOURCES	3000	4,525,627	0	0	249,743	1,064	0	0	0	0	0
8	FEDERAL SOURCES	4000	1,140,299	0	0	0	26,162	0	0	0	0	0
9	Total Direct Receipts/Revenues ⁸		9,323,212	1,074,497	832,964	481,855	355,815	74,025	99,029	712,177	96,368	
10	Receipts/Revenues for "On Behalf" Payments ²	3998	539,427									
11	Total Receipts/Revenues		9,862,639	1,074,497	832,964	481,855	355,815	74,025	99,029	712,177	96,368	
12	DISBURSEMENTS/EXPENDITURES											
13	INSTRUCTION	1000	6,509,605				166,969					
14	SUPPORT SERVICES	2000	2,031,628	916,449		526,243	147,383	115,000		718,701	96,000	
15	COMMUNITY SERVICES	3000	5,000	0		0	0					
16	PAYMENTS TO OTHER DISTRICTS & GOVT UNITS	4000	43,000	0	0	0	0	37,000		0	0	
17	DEBT SERVICES	5000	0	0	980,103	0	0			0	0	
18	PROVISION FOR CONTINGENCIES	6000	0	0	0	0	0	0		0	0	
19	Total Direct Disbursements/Expenditures ⁹		8,589,233	916,449	980,103	526,243	314,352	152,000		718,701	96,000	
20	Disbursements/Expenditures for "On Behalf" Payments ²	4180	539,427	0	0	0	0	0		0	0	
21	Total Disbursements/Expenditures		9,128,660	916,449	980,103	526,243	314,352	152,000		718,701	96,000	
22	Excess of Direct Receipts/Revenues Over (Under) Direct Disbursements/Expenditures		733,979	158,048	(147,139)	(44,388)	41,463	(77,975)	99,029	(6,524)	368	
23	OTHER SOURCES/USES OF FUNDS											
24	OTHER SOURCES OF FUNDS (7000)											
25	PERMANENT TRANSFER FROM VARIOUS FUNDS											
26	Abolishment the Working Cash Fund ¹⁶	7110										
27	Abatement of the Working Cash Fund ¹⁶	7110										
28	Transfer of Working Cash Fund Interest	7120										
29	Transfer Among Funds	7130										
30	Transfer of Interest	7140										
31	Transfer from Capital Projects Fund to O&M Fund	7150		0								
32	Transfer of Excess Fire Prev & Safety Tax & Interest ³ Proceeds to O&M Fund	7160		0								
33	Transfer of Excess Accumulated Fire Prev & Safety Bond and Int ^{3a} Proceeds to Debt Service Fund	7170			0							
34	SALE OF BONDS (7200)											
35	Principal on Bonds Sold ⁴	7210										
36	Premium on Bonds Sold	7220										
37	Accrued Interest on Bonds Sold	7230										
38	Sale or Compensation for Fixed Assets ⁵	7300										
39	Transfer to Debt Service to Pay Principal on Capital Leases	7400			131,052							
40	Transfer to Debt Service Fund to Pay Interest on Capital Leases	7500			8,882							
41	Transfer to Debt Service Fund to Pay Principal on Revenue Bonds	7600			0							
42	Transfer to Debt Service Fund to Pay Interest on Revenue Bonds	7700			0							
43	Transfer to Capital Projects Fund	7800						0				
44	ISBE Loan Proceeds	7900										
45	Other Sources Not Classified Elsewhere	7990	53,350									
46	Total Other Sources of Funds ⁸		53,350	0	139,934	0	0	0	0	0	0	0

	A	B	C	D	E	F	G	H	I	J	K	L
1	<i>Begin entering data on EstRev 5-10 and EstExp 11-17 tabs.</i>		(10)	(20)	(30)	(40)	(50)	(60)	(70)	(80)	(90)	
2	Description (Enter Whole Numbers Only)	Acct #	Educational	Operations & Maintenance	Debt Service	Transportation	Municipal Retirement/ Social Security	Capital Projects	Working Cash	Tort	Fire Prevention & Safety	
47	OTHER USES OF FUNDS (8000)											
49	TRANSFER TO VARIOUS OTHER FUNDS (8100)											
50	Abolishment or Abatement of the Working Cash Fund ¹⁶	8110							0			
51	Transfer of Working Cash Fund Interest	8120							0			
52	Transfer Among Funds	8130										
53	Transfer of Interest ⁵	8140										
54	Transfer from Capital Projects Fund to O&M Fund	8150										
55	Transfer of Excess Fire Prev & Safety Tax & Interest ³ Proceeds to O&M Fund	8160										
56	Transfer of Excess Accumulated Fire Prev & Safety Bond ^{3a} and Int Proceeds to Debt Service Fund	8170										
57	Taxes Pledged to Pay Principal on Capital Leases	8410	89,844	41,208								
58	Grants/Reimbursements Pledged to Pay Principal on Capital Leases	8420										
59	Other Revenues Pledged to Pay Principal on Capital Leases	8430										
60	Fund Balance Transfers Pledged to Pay Principal on Capital Leases	8440										
61	Taxes Pledged to Pay Interest on Capital Leases	8510	6,639	2,243								
62	Grants/Reimbursements Pledged to Pay Interest on Capital Leases	8520										
63	Other Revenues Pledged to Pay Interest on Capital Leases	8530										
64	Fund Balance Transfers Pledged to Pay Interest on Capital Leases	8540										
65	Taxes Pledged to Pay Principal on Revenue Bonds	8610										
66	Grants/Reimbursements Pledged to Pay Principal on Revenue Bonds	8620										
67	Other Revenues Pledged to Pay Principal on Revenue Bonds	8630										
68	Fund Balance Transfers Pledged to Pay Principal on Revenue Bonds	8640										
69	Taxes Pledged to Pay Interest on Revenue Bonds	8710										
70	Grants/Reimbursements Pledged to Pay Interest on Revenue Bonds	8720										
71	Other Revenues Pledged to Pay Interest on Revenue Bonds	8730										
72	Fund Balance Transfers Pledged to Pay Interest on Revenue Bonds	8740										
73	Taxes Transferred to Pay for Capital Projects	8810										
74	Grants/Reimbursements Pledged to Pay for Capital Projects	8820										
75	Other Revenues Pledged to Pay for Capital Projects	8830										
76	Fund Balance Transfers Pledged to Pay for Capital Projects	8840										
77	Transfer to Debt Service Fund to Pay Principal on ISBE Loans	8910										
78	Other Uses Not Classified Elsewhere	8990										
79	Total Other Uses of Funds ⁹		96,483	43,451	0	0	0	0	0	0	0	0
80	Total Other Sources/Uses of Fund		(43,133)	(43,451)	139,934	0	0	0	0	0	0	0
81	ESTIMATED ENDING FUND BALANCE June 30, 2018		3,036,753	699,520	253,911	1,616	268,650	1,568	630,648	43,009	370	

SUMMARY OF EXPENDITURES (by Major Object)												
	A	B	C	D	E	F	G	H	I	J	K	L
84	Description	Acct #	(10) Educational	(20) Operations & Maintenance	(30) Debt Service	(40) Transportation	(50) Municipal Retirement/ Social Security	(60) Capital Projects	(70) Working Cash	(80) Tort	(90) Fire Prevention & Safety	Total By Object
85	Object Name											
87	Salaries	100	5,836,472	350,256		6,643		0		525,648	0	6,719,019
88	Employee Benefits	200	1,125,271	59,906		0	314,352	0		316	0	1,499,845
89	Purchased Services	300	752,818	232,727	0	481,750		15,000		192,737	0	1,675,032
90	Supplies & Materials	400	254,725	242,586		37,850		0		0	0	535,161
91	Capital Outlay	500	36,916	26,249		0		100,000		0	96,000	259,165
92	Other Objects	600	569,068	0	980,103	0	0	37,000		0	0	1,586,171
93	Non-Capitalized Equipment	700	13,963	4,725		0		0		0	0	18,688
94	Termination Benefits	800	0	0		0						0
95	Total Expenditures		8,589,233	916,449	980,103	526,243	314,352	152,000		718,701	96,000	12,293,081

SUMMARY OF CASH TRANSACTIONS

1	A	B	C	D	E	F	G	H	I	J	K
2	Description (Enter Whole Numbers Only)	Acct #	(10) Educational	(20) Operations & Maintenance	(30) Debt Service	(40) Transportation	(50) Municipal Retirement/ Social Security	(60) Capital Projects	(70) Working Cash	(80) Tort	(90) Fire Prevention & Safety
3	BEGINNING CASH BALANCE ON HAND July 1, 2017 ⁷		2,346,457	584,923	261,116	46,004	227,187	79,543	531,619	49,533	2
4	Total Direct Receipts & Other Sources ⁸		9,376,562	1,074,497	972,898	481,855	355,815	74,025	99,029	712,177	96,368
5	OTHER RECEIPTS										
6	Interfund Loans Payable (Loans from Other Funds)	411									
7	Interfund Loans Receivable (Repayment of Loans)	141									
8	Notes and Warrants Payable	433									
9	Other Current Assets	199									
10	Total Other Receipts		0	0	0	0	0	0	0	0	0
11	Total Direct Receipts, Other Sources, & Other Receipts		9,376,562	1,074,497	972,898	481,855	355,815	74,025	99,029	712,177	96,368
12	Total Amount Available		11,723,019	1,659,420	1,234,014	527,859	583,002	153,568	630,648	761,710	96,370
13	Total Direct Disbursements & Other Uses ⁹		8,685,716	959,900	980,103	526,243	314,352	152,000	0	718,701	96,000
14	OTHER DISBURSEMENTS										
15	Interfund Loans Receivable (Loans to Other Funds) ¹⁰	141									
16	Interfund Loans Payable (Repayment of Loans)	411									
17	Notes and Warrants Payable	433									
18	Other Current Liabilities	499									
19	Total Other Disbursements		0	0	0	0	0	0	0	0	0
20	Total Direct Disbursements, Other Uses, & Other Disbursements		8,685,716	959,900	980,103	526,243	314,352	152,000	0	718,701	96,000
21	ENDING CASH BALANCE ON HAND June 30, 2018 ⁷		3,037,303	699,520	253,911	1,616	268,650	1,568	630,648	43,009	370

ESTIMATED RECEIPTS/REVENUES

1	A	B	C	D	E	F	G	H	I	J	K
2	Description (Enter Whole Numbers Only)	Acct #	(10) Educational	(20) Operations & Maintenance	(30) Debt Service	(40) Transportation	(50) Municipal Retirement/ Social Security	(60) Capital Projects	(70) Working Cash	(80) Tort	(90) Fire Prevention & Safety
3	RECEIPTS/REVENUES FROM LOCAL SOURCES (1000)										
4	AD VALOREM TAXES LEVIED BY LOCAL EDUCATION AGENCY	1100									
5	Designated Purposes Levies ¹¹	-	3,121,226	481,671	829,514	231,202	121,670		96,334	710,657	96,334
6	Leasing Purposes Levy ¹²	1130	96,334								
7	Special Education Purposes Levy	1140	38,534								
8	FICA and Medicare Only Levies	1150					180,029				
9	Area Vocational Construction Purposes Levy	1160									
10	Summer School Purposes Levy	1170									
11	Other Tax Levies (Describe & Itemize)	1190									
12	Total Ad Valorem Taxes Levied by District		3,256,094	481,671	829,514	231,202	301,699	0	96,334	710,657	96,334
13	PAYMENTS IN LIEU OF TAXES	1200									
14	Mobile Home Privilege Tax	1210									
15	Payments from Local Housing Authority	1220									
16	Corporate Personal Property Replacement Taxes ¹³	1230		550,560			25,000				
17	Other Payments in Lieu of Taxes (Describe & Itemize)	1290	89,056								
18	Total Payments in Lieu of Taxes		89,056	550,560	0	0	25,000	0	0	0	0
19	TUITION	1300									
20	Regular Tuition from Pupils or Parents (In State)	1311									
21	Regular Tuition from Other Districts (In State)	1312									
22	Regular Tuition from Other Sources (In State)	1313									
23	Regular Tuition from Other Sources (Out of State)	1314									
24	Summer School Tuition from Pupils or Parents (In State)	1321									
25	Summer School Tuition from Other Districts (In State)	1322									
26	Summer School Tuition from Other Sources (In State)	1323									
27	Summer School Tuition from Other Sources (Out of State)	1324									
28	CTE Tuition from Pupils or Parents (In State)	1331									
29	CTE Tuition from Other Districts (In State)	1332									
30	CTE Tuition from Other Sources (In State)	1333									
31	CTE Tuition from Other Sources (Out of State)	1334									
32	Special Education Tuition from Pupils or Parents (In State)	1341									
33	Special Education Tuition from Other Districts (In State)	1342	19,000								
34	Special Education Tuition from Other Sources (In State)	1343									
35	Special Education Tuition from Other Sources (Out of State)	1344									
36	Adult Tuition from Pupils or Parents (In State)	1351									
37	Adult Tuition from Other Districts (In State)	1352									
38	Adult Tuition from Other Sources (In State)	1353									
39	Adult Tuition from Other Sources (Out of State)	1354									
40	Total Tuition		19,000								
41	TRANSPORTATION FEES	1400									
42	Regular Transportation Fees from Pupils or Parents (In State)	1411									
43	Regular Transportation Fees from Other Districts (In State)	1412									
44	Regular Transportation Fees from Other Sources (In State)	1413									
45	Regular Transportation Fees from Co-curricular Activities (In State)	1415									
46	Regular Transportation Fees from Other Sources (Out of State)	1416									
47	Summer School Transportation Fees from Pupils or Parents (In State)	1421									
48	Summer School Transportation Fees from Other Districts (In State)	1422									
49	Summer School Transportation Fees from Other Sources (In State)	1423									
50	Summer School Transportation Fees from Other Sources (Out of State)	1424									
51	CTE Transportation Fees from Pupils or Parents (In State)	1431									
52	CTE Transportation Fees from Other Districts (In State)	1432									
53	CTE Transportation Fees from Other Sources (In State)	1433									
54	CTE Transportation Fees from Other Sources (Out of State)	1434									

ESTIMATED RECEIPTS/REVENUES

1	A	B	C	D	E	F	G	H	I	J	K
2	Description (Enter Whole Numbers Only)	Acct #	(10) Educational	(20) Operations & Maintenance	(30) Debt Service	(40) Transportation	(50) Municipal Retirement/ Social Security	(60) Capital Projects	(70) Working Cash	(80) Tort	(90) Fire Prevention & Safety
55	Special Education Transportation Fees from Pupils or Parents (In State)	1441									
56	Special Education Transportation Fees from Other Districts (In State)	1442									
57	Special Education Transportation Fees from Other Sources (In State)	1443									
58	Special Education Transportation Fees from Other Sources (Out of State)	1444									
59	Adult Transportation Fees from Pupils or Parents (In State)	1451									
60	Adult Transportation Fees from Other Districts (In State)	1452									
61	Adult Transportation Fees from Other Sources (In State)	1453									
62	Adult Transportation Fees from Other Sources (Out of State)	1454									
63	Total Transportation Fees					0					
64	EARNINGS ON INVESTMENTS	1500									
65	Interest on Investments	1510	18,500	4,090	3,600	985	1,990	25	2,700	1,595	35
66	Gain or Loss on Sale of Investments	1520	(1,000)	(200)	(150)	(75)	(100)		(5)	(75)	(1)
67	Total Earnings on Investments		17,500	3,890	3,450	910	1,890	25	2,695	1,520	34
68	FOOD SERVICE	1600									
69	Sales to Pupils - Lunch	1611	69,000								
70	Sales to Pupils - Breakfast	1612									
71	Sales to Pupils - A la Carte	1613									
72	Sales to Pupils - Other (Describe & Itemize)	1614									
73	Sales to Adults	1620									
74	Other Food Service (Describe & Itemize)	1690									
75	Total Food Service		69,000								
76	DISTRICT/SCHOOL ACTIVITY INCOME	1700									
77	Admissions - Athletic	1711	30,337								
78	Admissions - Other	1719									
79	Fees	1720	77,526								
80	Book Store Sales	1730	13,180								
81	Other District/School Activity Revenue (Describe & Itemize)	1790									
82	Total District/School Activity Income		121,043	0							
83	TEXTBOOK INCOME	1800									
84	Rentals - Regular Textbooks	1811	1,100								
85	Rentals - Summer School Textbooks	1812									
86	Rentals - Adult/Continuing Education Textbooks	1813									
87	Rentals - Other (Describe)	1819									
88	Sales - Regular Textbooks	1821									
89	Sales - Summer School Textbooks	1822									
90	Sales - Adult/Continuing Education Textbooks	1823									
91	Sales - Other (Describe & Itemize)	1829									
92	Other (Describe & Itemize)	1890									
93	Total Textbooks		1,100								
94	OTHER REVENUE FROM LOCAL SOURCES	1900									
95	Rentals	1910		4,000							
96	Contributions and Donations from Private Sources	1920	24,500								
97	Impact Fees from Municipal or County Governments	1930									
98	Services Provided Other Districts	1940	18,565								
99	Refund of Prior Years' Expenditures	1950	2,475								
100	Payments of Surplus Moneys from TIF Districts	1960						74,000			
101	Drivers' Education Fees	1970	19,000								
102	Proceeds from Vendors' Contracts	1980	0	0	0	0	0	0	0	0	0
103	School Facility Occupation Tax Proceeds	1983									
104	Payment from Other Districts	1991									

ESTIMATED RECEIPTS/REVENUES

1	A	B	C	D	E	F	G	H	I	J	K
2	Description (Enter Whole Numbers Only)	Acct #	(10) Educational	(20) Operations & Maintenance	(30) Debt Service	(40) Transportation	(50) Municipal Retirement/ Social Security	(60) Capital Projects	(70) Working Cash	(80) Tort	(90) Fire Prevention & Safety
105	Sale of Vocational Projects	1992									
106	Other Local Fees (Describe & Itemize)	1993	850								
107	Other Local Revenues (Describe & Itemize)	1999	19,103	34,376							
108	Total Other Revenue from Local Sources		84,493	38,376	0	0	0	74,000	0	0	0
109	Total Receipts/Revenues from Local Sources	1000	3,657,286	1,074,497	832,964	232,112	328,589	74,025	99,029	712,177	96,368
110	FLOW-THROUGH RECEIPTS/REVENUES FROM ONE DISTRICT TO ANOTHER DISTRICT (2000)										
111	Flow-Through Revenue from State Sources	2100									
112	Flow-Through Revenue from Federal Sources	2200									
113	Other Flow-Through Revenue (Describe & Itemize)	2300									
114	Total Flow-Through Receipts/Revenues From One District to Another District	2000	0	0		0	0				
115	RECEIPTS/REVENUES FROM STATE SOURCES (3000)										
116	UNRESTRICTED GRANTS-IN-AID (3001-3099)										
117	General State Aid (Section 18-8.05)	3001	4,060,040			50,000					
118	General State Aid Hold Harmless/Supplemental	3002									
119	Reorganization Incentives (Accounts 3005-3021)	3005									
120	Other Unrestricted Grants-In-Aid From State Sources (Describe & Itemize)	3099									
121	Total Unrestricted Grants-In-Aid		4,060,040	0	0	50,000	0	0		0	0
122	RESTRICTED GRANTS-IN-AID (3100-3900)										
123	SPECIAL EDUCATION										
124	Special Education - Private Facility Tuition	3100	157,393								
125	Special Education - Funding for Children Requiring Sp Ed Services	3105	62,820								
126	Special Education - Personnel	3110	111,017								
127	Special Education - Orphanage - Individual	3120									
128	Special Education - Orphanage - Summer Individual	3130									
129	Special Education - Summer School	3145	8,533								
130	Special Education - Other (Describe & Itemize)	3199									
131	Total Special Education		339,763	0		0					
132	CAREER AND TECHNICAL EDUCATION (CTE)										
133	CTE - Technical Education - Tech Prep	3200									
134	CTE - Secondary Program Improvement (CTEI)	3220	75,002				1,064				
135	CTE - WECEP	3225									
136	CTE - Agriculture Education	3235	2,230								
137	CTE - Instructor Practicum	3240									
138	CTE - Student Organizations	3270									
139	CTE - Other (Describe & Itemize)	3299									
140	Total Career and Technical Education		77,232	0			1,064				
141	BILINGUAL EDUCATION										
142	Bilingual Education - Downstate - TPI and TBE	3305	2,581								
143	Bilingual Education - Downstate - Transitional Bilingual Education	3310									
144	Total Bilingual Education		2,581				0				
145	State Free Lunch & Breakfast	3360	7,130								
146	School Breakfast Initiative	3365									
147	Driver Education	3370	38,881								
148	Adult Education (from ICCB)	3410									
149	Adult Education - Other (Describe & Itemize)	3499									
150	TRANSPORTATION										
151	Transportation - Regular and Vocational	3500				9,310					
152	Transportation - Special Education	3510				190,433					
153	Transportation - Other (Describe & Itemize)	3599									
154	Total Transportation		0	0		199,743	0				

ESTIMATED RECEIPTS/REVENUES

1	A	B	C	D	E	F	G	H	I	J	K
2	Description (Enter Whole Numbers Only)	Acct #	(10) Educational	(20) Operations & Maintenance	(30) Debt Service	(40) Transportation	(50) Municipal Retirement/ Social Security	(60) Capital Projects	(70) Working Cash	(80) Tort	(90) Fire Prevention & Safety
155	Learning Improvement - Change Grants	3610									
156	Scientific Literacy	3660									
157	Truant Alternative/Optional Education	3695									
158	Early Childhood - Block Grant	3705									
159	Reading Improvement Block Grant	3715									
160	Reading Improvement Block Grant - Reading Recovery	3720									
161	Continued Reading Improvement Block Grant	3725									
162	Continued Reading Improvement Block Grant (2% Set Aside)	3726									
163	Chicago General Education Block Grant	3766									
164	Chicago Educational Services Block Grant	3767									
165	School Safety & Educational Improvement Block Grant	3775									
166	Technology - Technology for Success	3780									
167	State Charter Schools	3815									
168	Extended Learning Opportunities - Summer Bridges	3825									
169	Infrastructure Improvements - Planning/Construction	3920									
170	School Infrastructure - Maintenance Projects	3925									
171	Other Restricted Revenue from State Sources (Describe & Itemize)	3999									
172	Total Restricted Grants-In-Aid		465,587	0	0	199,743	1,064	0	0	0	0
173	Total Receipts/Revenues from State Sources	3000	4,525,627	0	0	249,743	1,064	0	0	0	0
174	RECEIPTS/REVENUES FROM FEDERAL SOURCES (4000)										
175	UNRESTRICTED GRANTS-IN-AID RECEIVED DIRECTLY										
176	Federal Impact Aid	4001									
177	Other Unrestricted Grants-In-Aid Received Directly from the Federal Govt. (Describe & Itemize)	4009									
178	Total Unrestricted Grants-In-Aid Received Directly from Fed Govt		0	0	0	0	0	0	0	0	0
179	RESTRICTED GRANTS-IN-AID RECEIVED DIRECTLY FROM FEDERAL										
180	Head Start	4045									
181	Construction (Impact Aid)	4050									
182	MAGNET	4060									
183	Other Restricted Grants-In-Aid Received Directly from Federal Govt. (Describe & Itemize)	4090									
184	Total Restricted Grants-In-Aid Received Directly from Federal Govt.		0	0		0	0	0			0
185	RESTRICTED GRANTS-IN-AID RECEIVED FROM FEDERAL										
186	TITLE VI										
187	Title VI - Innovation and Flexibility Formula	4100									
188	Title VI - SEA Projects	4105									
189	Title VI - Rural Education Initiative (REI)	4107									
190	Title VI - Other (Describe & Itemize)	4199									
191	Total Title VI		0	0		0	0				
192	FOOD SERVICE										
193	Breakfast Start-Up Expansion	4200									
194	National School Lunch Program	4210	270,652								
195	Special Milk Program	4215									
196	School Breakfast Program	4220	99,171								
197	Summer Food Service Admin/Program	4225									
198	Child and Adult Care Food Program	4226									
199	Fresh Fruit and Vegetables	4240									
200	Food Service - Other (Describe & Itemize)	4299									
201	Total Food Service		369,823				0				

ESTIMATED RECEIPTS/REVENUES

1	A	B	C	D	E	F	G	H	I	J	K
2	Description (Enter Whole Numbers Only)	Acct #	(10) Educational	(20) Operations & Maintenance	(30) Debt Service	(40) Transportation	(50) Municipal Retirement/ Social Security	(60) Capital Projects	(70) Working Cash	(80) Tort	(90) Fire Prevention & Safety
202	TITLE I										
203	Title I - Low Income	4300	194,699				9,881				
204	Title I - Low Income - Neglected, Private	4305									
205	Title I - Comprehensive School Reform	4332									
206	Title I - Reading First	4334									
207	Title I - Even Start	4335									
208	Title I - Reading First SEA Funds	4337									
209	Title I - Migrant Education	4340									
210	Title I - Other (Describe & Itemize)	4399									
211	Total Title I		194,699	0		0	9,881				
212	TITLE IV										
213	Title IV - Safe & Drug Free Schools - Formula	4400	10,000								
214	Title IV - 21st Century Comm Learning Centers	4421									
215	Title IV - Other (Describe & Itemize)	4499									
216	Total Title IV		10,000	0		0	0				
217	FEDERAL - SPECIAL EDUCATION										
218	Federal Special Education - Preschool Flow-Through	4600									
219	Federal Special Education - Preschool Discretionary	4605									
220	Federal Special Education - IDEA Flow Through	4620	100,927				15,390				
221	Federal Special Education - IDEA Room & Board	4625	191,624								
222	Federal Special Education - IDEA Discretionary	4630									
223	Federal Special Education - IDEA - Other (Describe & Itemize)	4699									
224	Total Federal Special Education		292,551	0		0	15,390				
225	CTE - PERKINS										
226	CTE - Perkins-Title IIIE Tech Prep	4770									
227	CTE - Other (Describe & Itemize)	4799									
228	Total CTE - Perkins		0	0			0				
229	Federal - Adult Education	4810									
230	ARRA - General State Aid - Education Stabilization	4850									
231	ARRA - Title I - Low Income	4851									
232	ARRA - Title I - Neglected, Private	4852									
233	ARRA - Title I - Delinquent, Private	4853									
234	ARRA - Title I - School Improvement (Part A)	4854									
235	ARRA - Title I - School Improvement (Section 1003g)	4855									
236	ARRA - IDEA - Part B - Preschool	4856									
237	ARRA - IDEA - Part B - Flow-Through	4857									
238	ARRA - Title IID - Technology - Formula	4860									
239	ARRA - Title IID - Technology - Competitive	4861									
240	ARRA - McKinney - Vento Homeless Education	4862									
241	ARRA - Child Nutrition Equipment Assistance	4863									
242	Impact Aid Formula Grants	4864									
243	Impact Aid Competitive Grants	4865									
244	Qualified Zone Academy Bond Tax Credits	4866									
245	Qualified School Construction Bond Credits	4867									
246	Build America Bond Tax Credits	4868									
247	Build America Bond Interest Reimbursement	4869									
248	ARRA - General State Aid - Other Government Services Stabilization	4870									
249	Other ARRA Funds - II	4871									
250	Other ARRA Funds - III	4872									
251	Other ARRA Funds - IV	4873									
252	Other ARRA Funds - V	4874									
253	ARRA - Early Childhood	4875									
254	Other ARRA Funds - VII	4876									

ESTIMATED RECEIPTS/REVENUES

1	A	B	C	D	E	F	G	H	I	J	K
2	Description (Enter Whole Numbers Only)	Acct #	(10) Educational	(20) Operations & Maintenance	(30) Debt Service	(40) Transportation	(50) Municipal Retirement/ Social Security	(60) Capital Projects	(70) Working Cash	(80) Tort	(90) Fire Prevention & Safety
255	Other ARRA Funds - VIII	4877									
256	Other ARRA Funds - IX	4878									
257	Other ARRA Funds - X	4879									
258	Other ARRA Funds - Ed Job Fund Program	4880									
259	Total Stimulus Programs		0	0	0	0	0	0		0	0
260	Race to the Top Program	4901									
261	Race to the Top - Preschool Expansion Grant	4902									
262	Advanced Placement Fee/International Baccalaureate	4904									
263	Title III - Immigrant Education Program (IEP)	4905									
264	Title III - Language Inst Program - Limited English (LIPLEP)	4909									
265	Learn & Serve America	4910									
266	McKinney Education for Homeless Children	4920									
267	Title II - Eisenhower - Professional Development Formula	4930									
268	Title II - Teacher Quality	4932	42,238				366				
269	Federal Charter Schools	4960									
270	Medicaid Matching Funds - Administrative Outreach	4991	23,631								
271	Medicaid Matching Funds - Fee-For-Service Program	4992	106,243								
272	Other Restricted Grants Received from Federal Government through State (Describe & Itemize)	4999	101,114				525				
273	Total Restricted Grants-In-Aid Received from Federal Govt. Thru the State		1,140,299	0	0	0	26,162	0		0	0
274	TOTAL RECEIPTS/REVENUES FROM FEDERAL SOURCES	4000	1,140,299	0	0	0	26,162	0	0	0	0
275	TOTAL DIRECT RECEIPTS/REVENUES		9,323,212	1,074,497	832,964	481,855	355,815	74,025	99,029	712,177	96,368

1	A	B	C	D	E	F	G	H	I	J	K
2	Description (Enter Whole Numbers Only)	Funct #	(100) Salaries	(200) Employee Benefits	(300) Purchased Services	(400) Supplies & Materials	(500) Capital Outlay	(600) Other Objects	(700) Non-Capitalized Equipment	(800) Termination Benefits	(900) Total
3	10 - EDUCATIONAL FUND (ED)										
4	INSTRUCTION (ED)	1000									
5	Regular Programs	1100	2,572,281	601,479	40,640	57,278	12,799	4,000	0	0	3,288,477
6	Tuition Payment to Charter Schools	1115									0
7	Pre-K Programs	1125									0
8	Special Education Programs (Functions 1200 - 1220)	1200	996,872	171,348	139,925	8,586			4,000		1,320,731
9	Special Education Programs Pre-K	1225									0
10	Remedial and Supplemental Programs K-12	1250									0
11	Remedial and Supplemental Programs Pre-K	1275									0
12	Adult/Continuing Education Programs	1300									0
13	CTE Programs	1400	544,180	108,852	4,550	53,078		695			711,355
14	Interscholastic Programs	1500	381,681	19,010	42,119	53,082	3,917	43,998	7,363		551,170
15	Summer School Programs	1600	4,532	105							4,637
16	Gifted Programs	1650									0
17	Driver's Education Programs	1700	75,238	22,352	2,400	1,250					101,240
18	Bilingual Programs	1800									0
19	Truant Alternative & Optional Programs	1900	92,786	28,509	0	0	0	0	0	0	121,295
20	Pre-K Programs - Private Tuition	1910									0
21	Regular K-12 Programs - Private Tuition	1911						700			700
22	Special Education Programs K-12 Private Tuition	1912						410,000			410,000
23	Special Education Programs Pre-K Tuition	1913									0
24	Remedial/Supplemental Programs K-12 Private Tuition	1914									0
25	Remedial/Supplemental Programs Pre-K Private Tuition	1915									0
26	Adult/Continuing Education Programs Private Tuition	1916									0
27	CTE Programs Private Tuition	1917									0
28	Interscholastic Programs Private Tuition	1918									0
29	Summer School Programs Private Tuition	1919									0
30	Gifted Programs Private Tuition	1920									0
31	Bilingual Programs Private Tuition	1921									0
32	Truants Alternative/Opt Ed Programs Private Tuition	1922									0
33	Total Instruction¹⁴	1000	4,667,570	951,655	229,634	173,274	16,716	459,393	11,363	0	6,509,605
34	SUPPORT SERVICES (ED)	2000									
35	Support Services - Pupil										
36	Attendance & Social Work Services	2110	172,795	19,553							192,348
37	Guidance Services	2120	219,133	28,919	4,540	5,575					258,167
38	Health Services	2130	40,052	8,208		1,052					49,312
39	Psychological Services	2140	40,084								40,084
40	Speech Pathology & Audiology Services	2150	45,510	5,315							50,825
41	Other Support Services - Pupils (Describe & Itemize)	2190	7,952								7,952
42	Total Support Services - Pupil	2100	525,526	61,995	4,540	6,627	0	0	0	0	598,688
43	Support Services - Instructional Staff										
44	Improvement of Instruction Services	2210	3,300	1,549	27,468						32,317
45	Educational Media Services	2220	170,193	14,749	4,870	67,224	20,200	54,500	2,600		334,336
46	Assessment & Testing	2230			3,905	400					4,305
47	Total Support Services - Instructional Staff	2200	173,493	16,298	36,243	67,624	20,200	54,500	2,600	0	370,958
48	Support Services - General Administration										
49	Board of Education Services	2310			33,666	200		9,050			42,916
50	Executive Administration Services	2320	161,866	24,957	35			2,750			189,608
51	Special Area Administration Services	2330									0
52	Tort Immunity Services	2360 - 2370									0
53	Total Support Services - General Administration	2300	161,866	24,957	33,701	200	0	11,800	0	0	232,524
54	Support Services - School Administration										
55	Office of the Principal Services	2410	191,452	46,439		1,120		375			239,386
56	Other Support Services - School Administration (Describe & Itemize)	2490			2,000	380					2,380
57	Total Support Services - School Administration	2400	191,452	46,439	2,000	1,500	0	375	0	0	241,766
58	Support Services - Business										
59	Direction of Business Support Services	2510									0
60	Fiscal Services	2520	90,459	17,947	9,950	500					118,856

ESTIMATED DISBURSEMENTS/EXPENDITURES

1	A	B	C	D	E	F	G	H	I	J	K
2	Description (Enter Whole Numbers Only)	Funct #	(100) Salaries	(200) Employee Benefits	(300) Purchased Services	(400) Supplies & Materials	(500) Capital Outlay	(600) Other Objects	(700) Non-Capitalized Equipment	(800) Termination Benefits	(900) Total
61	Operation & Maintenance of Plant Services	2540									0
62	Pupil Transportation Services	2550									0
63	Food Services	2560			436,750						436,750
64	Internal Services	2570									0
65	Total Support Services - Business	2500	90,459	17,947	446,700	500	0	0	0	0	555,606
66	Support Services - Central										
67	Direction of Central Support Services	2610									0
68	Planning, Research, Development & Evaluation Services	2620									0
69	Information Services	2630									0
70	Staff Services	2640	12,750	5,980							18,730
71	Data Processing Services	2660									0
72	Total Support Services - Central	2600	12,750	5,980	0	0	0	0	0	0	18,730
73	Other Support Services (Describe & Itemize)	2900	13,356								13,356
74	Total Support Services	2000	1,168,902	173,616	523,184	76,451	20,200	66,675	2,600	0	2,031,628
75	COMMUNITY SERVICES (ED)	3000				5,000					5,000
76	PAYMENTS TO OTHER DIST & GOVT UNITS (ED)	4000									
77	Payments to Other Dist & Govt Units (In-State)										
78	Payments for Regular Programs	4110									0
79	Payments for Special Education Programs	4120						2,000			2,000
80	Payments for Adult/Continuing Education Programs	4130									0
81	Payments for CTE Programs	4140									0
82	Payments for Community College Programs	4170									0
83	Other Payments to In-State Govt Units (Describe & Itemize)	4190									0
84	Total Payments to Other Dist & Govt Units (In-State)	4100			0			2,000			2,000
85	Payments for Regular Programs - Tuition	4210						5,000			5,000
86	Payments for Special Education Programs - Tuition	4220						36,000			36,000
87	Payments for Adult/Continuing Education Programs - Tuition	4230									0
88	Payments for CTE Programs - Tuition	4240									0
89	Payments for Community College Programs - Tuition	4270									0
90	Payments for Other Programs - Tuition	4280									0
91	Other Payments to In-State Govt Units (Describe & Itemize)	4290									0
92	Total Payments to Other Dist & Govt Units - Tuition (In State)	4200						41,000			41,000
93	Payments for Regular Programs - Transfers	4310									0
94	Payments for Special Education Programs - Transfers	4320									0
95	Payments for Adult/Continuing Ed Programs - Transfers	4330									0
96	Payments for CTE Programs - Transfers	4340									0
97	Payments for Community College Program - Transfers	4370									0
98	Payments for Other Programs - Transfers	4380									0
99	Other Payments to In-State Govt Units - Transfers (Describe & Itemize)	4390									0
100	Total Payments to Other Dist & Govt Units - Transfers (In State)	4300			0			0			0
101	Payments to Other Dist & Govt Units (Out of State)	4400									0
102	Total Payments to Other Dist & Govt Units	4000			0			43,000			43,000
103	DEBT SERVICE (ED)	5000									
104	Debt Service - Interest on Short-Term Debt										
105	Tax Anticipation Warrants	5110									0
106	Tax Anticipation Notes	5120									0
107	Corporate Personal Property Repl Tax Anticipated Notes	5130									0
108	State Aid Anticipation Certificates	5140									0
109	Other Interest on Short-Term Debt (Describe & Itemize)	5150									0
110	Total Debt Service - Interest on Short-Term Debt	5100						0			0
111	Debt Service - Interest on Long-Term Debt	5200									0
112	Total Debt Service	5000						0			0
113	PROVISION FOR CONTINGENCIES (ED)	6000									0
114	Total Direct Disbursements/Expenditures		5,836,472	1,125,271	752,818	254,725	36,916	569,068	13,963	0	8,589,233
115	Excess (Deficiency) of Receipts/Revenues Over Disbursements/Expenditures										733,979

1	A	B	C	D	E	F	G	H	I	J	K
2	Description (Enter Whole Numbers Only)	Funct #	(100) Salaries	(200) Employee Benefits	(300) Purchased Services	(400) Supplies & Materials	(500) Capital Outlay	(600) Other Objects	(700) Non-Capitalized Equipment	(800) Termination Benefits	(900) Total
117	20 - OPERATIONS AND MAINTENANCE FUND (O&M)										
118	SUPPORT SERVICES (O&M)	2000									
119	Support Services - Pupil										
120	Other Support Services - Pupils (Describe & Itemize)	2190									0
121	Support Services - Business										
122	Direction of Business Support Services	2510									0
123	Facilities Acquisition & Construction Services	2530			15,000		12,249				27,249
124	Operation & Maintenance of Plant Services	2540	350,256	59,906	217,727	241,046	10,000		4,725		883,660
125	Pupil Transportation Services	2550				1,540	4,000				5,540
126	Food Services	2560									0
127	Total Support Services - Business	2500	350,256	59,906	232,727	242,586	26,249	0	4,725	0	916,449
128	Other Support Services (Describe & Itemize)	2900									0
129	Total Support Services	2000	350,256	59,906	232,727	242,586	26,249	0	4,725	0	916,449
130	COMMUNITY SERVICES (O&M)	3000									0
131	PAYMENTS TO OTHER DIST & GOVT UNITS (O&M)	4000									
132	Payments to Other Dist & Govt Units (In-State)										
133	Payments for Regular Programs	4110									0
134	Payments for Special Education Programs	4120									0
135	Payments for CTE Program	4140									0
136	Other Payments to In-State Govt Units (Describe & Itemize)	4190									0
137	Total Payments to Other Dist & Govt Units (In-State)	4100			0			0			0
138	Payments to Other Dist & Govt Units (Out of State) ¹⁴	4400									0
139	Total Payments to Other Dist & Govt Unit	4000			0			0			0
140	DEBT SERVICE (O&M)	5000									
141	Debt Service - Interest on Short-Term Debt										
142	Tax Anticipation Warrants	5110									0
143	Tax Anticipation Notes	5120									0
144	Corporate Personal Prop Repl Tax Anticipated Notes	5130									0
145	State Aid Anticipation Certificates	5140									0
146	Other Interest on Short-Term Debt (Describe & Itemize)	5150									0
147	Total Debt Service - Interest on Short-Term Debt	5100						0			0
148	Debt Service - Interest on Long-Term Debt	5200									0
149	Total Debt Service	5000						0			0
150	PROVISION FOR CONTINGENCIES (O&M)	6000									0
151	Total Direct Disbursements/Expenditures		350,256	59,906	232,727	242,586	26,249	0	4,725	0	916,449
152	Excess (Deficiency) of Receipts/Revenues Over Disbursements/Expenditures										158,048
153											
154	30 - DEBT SERVICE FUND (DS)										
155	PAYMENTS TO OTHER DIST & GOVT UNITS (DS)	4000									
156	Payments to Other Dist & Govt Units (In-State)										
157	Payments for Regular Programs	4110									0
158	Payments for Special Education Programs	4120									0
159	Other Payments to In-State Govt Units (Describe & Itemize)	4190									0
160	Total Payments to Other Dist & Govt Units (In-State)	4000						0			0
161	DEBT SERVICE (DS)	5000									
162	Debt Service - Interest on Short-Term Debt										
163	Tax Anticipation Warrants	5110									0
164	Tax Anticipation Notes	5120									0
165	Corporate Personal Prop Repl Tax Anticipation Notes	5130									0
166	State Aid Anticipation Certificates	5140									0
167	Other Interest on Short-Term Debt (Describe & Itemize)	5150									0
168	Total Debt Service - Interest On Short-Term Debt	5100						0			0

1	A	B	C	D	E	F	G	H	I	J	K
2	Description (Enter Whole Numbers Only)	Func#	(100) Salaries	(200) Employee Benefits	(300) Purchased Services	(400) Supplies & Materials	(500) Capital Outlay	(600) Other Objects	(700) Non-Capitalized Equipment	(800) Termination Benefits	(900) Total
169	Debt Service - Interest on Long-Term Debt	5200						123,551			123,551
170	Debt Service - Payments of Principal on Long-Term Debt ¹⁵ (Lease/Purchase Principal Retired)	5300						856,052			856,052
171	Debt Service Other (Describe & Itemize)	5400						500			500
172	Total Debt Service	5000			0			980,103			980,103
173	PROVISION FOR CONTINGENCIES (DS)	6000									0
174	Total Direct Disbursements/Expenditures				0			980,103			980,103
175	Excess (Deficiency) of Receipts/Revenues Over Disbursements/Expenditures										(147,139)
176											
177	40 - TRANSPORTATION FUND (TR)										
178	SUPPORT SERVICES (TR)	2000									
179	Support Services - Pupils										
180	Other Support Services - Pupils (Describe & Itemize)	2190									0
181	Support Services - Business										
182	Pupil Transportation Services	2550	6,643		481,750	37,850					526,243
183	Other Support Services (Describe & Itemize)	2900									0
184	Total Support Services	2000	6,643	0	481,750	37,850	0	0	0	0	526,243
185	COMMUNITY SERVICES (TR)	3000									0
186	PAYMENTS TO OTHER DIST & GOVT UNITS (TR)	4000									
187	Payments to Other Dist & Govt Units (In-State)										
188	Payments for Regular Program	4110									0
189	Payments for Special Education Programs	4120									0
190	Payments for Adult/Continuing Education Programs	4130									0
191	Payments for CTE Programs	4140									0
192	Payments for Community College Programs	4170									0
193	Other Payments to In-State Govt Units (Describe & Itemize)	4190									0
194	Total Payments to Other Dist & Govt Units (In-State)	4100			0			0			0
195	Payments to Other Dist & Govt Units (Out-of-State) (Describe & Itemize)	4400									0
196	Total Payments to Other Dist & Govt Units	4000			0			0			0
197	DEBT SERVICE (TR)	5000									
198	Debt Service - Interest on Short-Term Debt										
199	Tax Anticipation Warrants	5110									0
200	Tax Anticipation Notes	5120									0
201	Corporate Personal Prop Repl Tax Anticipation Notes	5130									0
202	State Aid Anticipation Certificates	5140									0
203	Other Interest on Short-Term Debt (Describe and Itemize)	5150									0
204	Total Debt Service - Interest On Short-Term Debt	5100						0			0
205	Debt Service - Interest on Long-Term Debt	5200									0
206	Debt Service - Payments of Principal on Long-Term Debt ¹⁵ (Lease/Purchase Principal Retired)	5300									0
207	Debt Service - Other (Describe and Itemize)	5400									0
208	Total Debt Service	5000						0			0
209	PROVISION FOR CONTINGENCIES (TR)	6000									0
210	Total Direct Disbursements/Expenditures		6,643	0	481,750	37,850	0	0	0	0	526,243
211	Excess (Deficiency) of Receipts/Revenues Over Disbursements/Expenditures										(44,388)
212											
213	50 - MUNICIPAL RETIREMENT/SOC SEC FUND (MR/SS)										
214	INSTRUCTION (MR/SS)	1000									
215	Regular Program	1100		54,953							54,953
216	Pre-K Programs	1125									0
217	Special Education Programs (Functions 1200-1220)	1200		82,102							82,102
218	Special Education Programs Pre-K	1225									0
219	Remedial and Supplemental Programs K-12	1250									0
220	Remedial and Supplemental Programs Pre-K	1275									0
221	Adult/Continuing Education Programs	1300									0

ESTIMATED DISBURSEMENTS/EXPENDITURES

	A	B	C	D	E	F	G	H	I	J	K
1			(100)	(200)	(300)	(400)	(500)	(600)	(700)	(800)	(900)
2	Description (Enter Whole Numbers Only)	Funct #	Salaries	Employee Benefits	Purchased Services	Supplies & Materials	Capital Outlay	Other Objects	Non-Capitalized Equipment	Termination Benefits	Total
222	CTE Programs	1400		9,172							9,172
223	Interscholastic Programs	1500		11,200							11,200
224	Summer School Programs	1600		66							66
225	Gifted Programs	1650									0
226	Driver's Education Programs	1700		2,055							2,055
227	Bilingual Programs	1800									0
228	Truant Alternative & Optional Programs	1900		7,421							7,421
229	Total Instruction	1000		166,969							166,969
230	SUPPORT SERVICES (MR/SS)	2000									
231	Support Services - Pupil										
232	Attendance & Social Work Services	2110		8,670							8,670
233	Guidance Services	2120		8,790							8,790
234	Health Services	2130		6,659							6,659
235	Psychological Services	2140		582							582
236	Speech Pathology & Audiology Services	2150		851							851
237	Other Support Services - Pupils (Describe & Itemize)	2190		554							554
238	Total Support Services - Pupil	2100		26,106							26,106
239	Support Services - Instructional Staff										
240	Improvement of Instruction Services	2210		48							48
241	Educational Media Services	2220		9,451							9,451
242	Assessment & Testing	2230									0
243	Total Support Services - Instructional Staff	2200		9,499							9,499
244	Support Services - General Administration										
245	Board of Education Services	2310									0
246	Executive Administration Services	2320		9,774							9,774
247	Special Area Administrative Services	2330									0
248	Claims Paid from Self Insurance Fund	2361									0
249	Workers' Compensation or Workers' Occupation Disease Acts Payments	2362									0
250	Unemployment Insurance Payments	2363									0
251	Insurance Payments (regular or self-insurance)	2364									0
252	Risk Management and Claims Services Payments	2365									0
253	Judgment and Settlements	2366									0
254	Educational, Inspectional, Supervisory Services Related to Loss Prevention or Reduction	2367		200							200
255	Reciprocal Insurance Payments	2368									0
256	Legal Service	2369									0
257	Total Support Services - General Administration	2300		9,974							9,974
258	Support Services - School Administration										
259	Office of the Principal Services	2410		7,702							7,702
260	Other Support Services - School Administration (Describe & Itemize)	2490									0
261	Total Support Services - School Administration	2400		7,702							7,702
262	Support Services - Business										
263	Direction of Business Support Services	2510									0
264	Fiscal Services	2520		15,808							15,808
265	Facilities Acquisition & Construction Services	2530									0
266	Operation & Maintenance of Plant Service	2540		75,865							75,865
267	Pupil Transportation Services	2550									0
268	Food Services	2560									0
269	Internal Services	2570									0
270	Total Support Services - Business	2500		91,673							91,673
271	Support Services - Central										
272	Direction of Central Support Services	2610									0
273	Planning, Research, Development & Evaluation Services	2620									0
274	Information Services	2630									0
275	Staff Services	2640		184							184
276	Data Processing Services	2660									0
277	Total Support Services - Central	2600		184							184

	A	B	C	D	E	F	G	H	I	J	K
1			(100)	(200)	(300)	(400)	(500)	(600)	(700)	(800)	(900)
2	Description (Enter Whole Numbers Only)	Funct #	Salaries	Employee Benefits	Purchased Services	Supplies & Materials	Capital Outlay	Other Objects	Non-Capitalized Equipment	Termination Benefits	Total
278	Other Support Services (Describe & Itemize)	2900		2,245							2,245
279	Total Support Services	2000		147,383							147,383
280	COMMUNITY SERVICES (MR/SS)	3000									0
281	PAYMENTS TO OTHER DIST & GOVT UNITS (MR/SS)	4000									0
282	Payments for Regular Programs	4110									0
283	Payments for Special Education Programs	4120									0
284	Payments for CTE Programs	4140									0
285	Total Payments to Other Dist & Govt Units	4000		0							0
286	DEBT SERVICE (MR/SS)	5000									0
287	Debt Service - Interest on Short-Term Debt										
288	Tax Anticipation Warrants	5110									0
289	Tax Anticipation Notes	5120									0
290	Corporate Personal Prop Repl Tax Anticipation Notes	5130									0
291	State Aid Anticipation Certificates	5140									0
292	Other (Describe & Itemize)	5150									0
293	Total Debt Service	5000						0			0
294	PROVISION FOR CONTINGENCIES (MR/SS)	6000									0
295	Total Direct Disbursements/Expenditures			314,352				0			314,352
296	Excess (Deficiency) of Receipts/Revenues Over Disbursements/Expenditures										41,463
297											
298	60 - CAPITAL PROJECTS (CP)										
299	SUPPORT SERVICES (CP)	2000									
300	Support Services - Business										
301	Facilities Acquisition & Construction Services	2530			15,000		100,000				115,000
302	Other Support Services (Describe & Itemize)	2900									0
303	Total Support Services	2000	0	0	15,000	0	100,000	0	0		115,000
304	PAYMENTS TO OTHER DIST & GOVT UNITS (CP)	4000									0
305	Payments to Other Dist & Govt Units (In-State)										
306	Payments to Regular Programs	4110									0
307	Payment for Special Education Programs	4120									0
308	Payment for CTE Programs	4140									0
309	Payments to Other Govt Units (In-State) (Describe & Itemize)	4190						37,000			37,000
310	Total Payments to Other Districts & Govt Units	4000			0			37,000			37,000
311	PROVISION FOR CONTINGENCIES (CP)	6000									0
312	Total Direct Disbursements/Expenditures		0	0	15,000	0	100,000	37,000	0		152,000
313	Excess (Deficiency) of Receipts/Revenues Over Disbursements/Expenditures										(77,975)
314											
315	70 WORKING CASH FUND (WC)										
316											
317	80 - TORT FUND (TF)										
318	SUPPORT SERVICES - GENERAL ADMINISTRATION	2000									0
319	Claims Paid from Self Insurance Fund	2361									0
320	Workers' Compensation or Workers' Occupational Disease Act Payments	2362			27,085						27,085
321	Unemployment Insurance Payments	2363			2,000						2,000
322	Insurance Payments (regular or self-insurance)	2364			58,147						58,147
323	Risk Management and Claims Services Payments	2365									0
324	Judgment and Settlements	2366									0
325	Educational, Inspectional, Supervisory Services Related to Loss Prevention or Reduction	2367	525,648	316	65,505						591,469
326	Reciprocal Insurance Payments	2368									0
327	Legal Service	2369			40,000						40,000
328	Property Insurance (Building & Grounds)	2371									0
329	Vehicle Insurance (Transportation)	2372									0
330	Total Support Services - General Administration	2000	525,648	316	192,737	0	0	0	0		718,701

ESTIMATED DISBURSEMENTS/EXPENDITURES

	A	B	C	D	E	F	G	H	I	J	K
1			(100)	(200)	(300)	(400)	(500)	(600)	(700)	(800)	(900)
2	Description (Enter Whole Numbers Only)	Funct #	Salaries	Employee Benefits	Purchased Services	Supplies & Materials	Capital Outlay	Other Objects	Non-Capitalized Equipment	Termination Benefits	Total
331	PAYMENTS TO OTHER DIST & GOVT UNITS (TF)	4000									
332	Payments for Regular Programs	4110									0
333	Payments for Special Education Programs	4120									0
334	Total Payments to Other Dist & Govt Units	4000						0			0
335	DEBT SERVICE (TF)	5000									
336	Debt Service - Interest on Short-Term Debt										
337	Tax Anticipation Warrants	5110									0
338	Corporate Personal Property Replacement Tax Anticipation Notes	5130									0
339	Other Interest on Short-Term Debt <i>(Describe & Itemize)</i>	5150									0
340	Total Debt Service	5000						0			0
341	PROVISION FOR CONTINGENCIES (TF)	6000									0
342	Total Direct Disbursements/Expenditures		525,648	316	192,737	0	0	0	0		718,701
343	Excess (Deficiency) of Receipts/Revenues Over Disbursements/Expenditures										(6,524)
345	90 - FIRE PREVENTION & SAFETY FUND (FP&S)										
346	SUPPORT SERVICES (FP&S)	2000									
347	Support Services - Business										
348	Facilities Acquisition & Construction Services	2530					96,000				96,000
349	Operation & Maintenance of Plant Service	2540									0
350	Total Support Services - Business	2500	0	0	0	0	96,000	0	0		96,000
351	Other Support Services <i>(Describe & Itemize)</i>	2900									0
352	Total Support Services	2000	0	0	0	0	96,000	0	0		96,000
353	PAYMENTS TO OTHER DISTRICTS & GOVT UNITS (FP&S)	4000									
354	Payments to Regular Programs	4110									0
355	Payments to Special Education Programs	4120									0
356	Other Payments to In-State Govt Units <i>(Describe & Itemize)</i>	4190									0
357	Total Payments to Other Districts & Govt Units (FPS)	4000						0			0
358	DEBT SERVICE (FP&S)	5000									
359	Debt Service - Interest on Short-Term Debt										
360	Tax Anticipation Warrants	5110									0
361	Other Interest on Short-Term Debt <i>(Describe & Itemize)</i>	5150									0
362	Total Debt Service - Interest on Short-Term Debt	5100						0			0
363	Debt Service - Interest on Long-Term Debt	5200									0
364	Debt Service - Payments of Principal on Long-Term Debt ¹⁵ (Lease/Purchase Principal Retired)	5300									0
365	Total Debt Service	5000						0			0
366	PROVISIONS FOR CONTINGENCIES (FP&S)	6000									0
367	Total Direct Disbursements/Expenditures		0	0	0	0	96,000	0	0		96,000
368	Excess (Deficiency) of Receipts/Revenues Over Disbursements/Expenditures										368

This page is provided for detailed itemizations as requested within the body of the Report.

1. Page 5 Line 17 Educational Fund - Enterprise Abatement
2. Page 7 Line 106 Educational Fund - "Little Bulldog" fees
3. Page 7 Line 107 Educational Fund - Refunds and Reimbursements
4. Operational & Maintenance - Refunds and Reimbursements
 - Page 10 Line 272 Educational Fund - STEP & Bridge Program
 - Municipal Retirement Fund - STEP & Bridge Program
 - Page 11 Line 41 Dean of Student Expenditures
 - Page 12 Line 73 Public Relations Expenditures
 - Page 14 Line 171 Bank Service Fee
 - Page 15 Line 237 Dean of Student Expenditures
 - Page 16 Line 278 Public Relations Expenditures
 - Page 16 Line 309 ISBE Repayment of Maintenance Grant

	A	B	C	D	E	F
1	DEFICIT BUDGET SUMMARY INFORMATION - Operating Funds Only					
2	Description	EDUCATIONAL FUND (10)	OPERATIONS & MAINTENANCE FUND (20)	TRANSPORTATION FUND (40)	WORKING CASH FUND (70)	TOTAL
3	Direct Revenues	9,323,212	1,074,497	481,855	99,029	10,978,593
4	Direct Expenditures	8,589,233	916,449	526,243		10,031,925
5	Difference	733,979	158,048	(44,388)	99,029	946,668
6	Estimated Fund Balance - June 30, 2018	3,036,753	699,520	1,616	630,648	4,368,537
7	Balanced budget, no deficit reduction plan is required.					
8						
9	<i>A deficit reduction plan is required if the local board of education adopts (or amends) the 2017-18 school district budget in which the "operating funds" listed above result in direct revenues (line 9) being less than direct expenditures (line 19) by an amount equal to or greater than one-third (1/3) of the ending fund balance (line 81).</i>					
10						
11						
12	Note: <i>The balance is determined using only the four funds listed above. That is, if the estimated ending fund balance is less than three times the deficit spending, the district must adopt and file with ISBE a deficit reduction plan to balance the shortfall within three years.</i>					
13						
14	<i>The School Code, Section 17-1 (105 ILCS 5/17-1) - If the 2016-2017 Annual Financial Report (AFR) reflects a deficit as defined above (page 36), then the school district shall adopt and submit a deficit reduction plan (found here on page 20-24) to ISBE within 30 days after acceptance of the AFR.</i>					
15	<i>The deficit reduction plan, if required, is developed using ISBE guidelines and format.</i>					

**ILLINOIS STATE BOARD OF EDUCATION
SCHOOL BUSINESS SERVICES DIVISION**

	A	B	C	D	E	F	G
1			DEFICIT REDUCTION PLAN				
2			ESTIMATED BUDGET				
3	35-050040017		FY2017-2018				
4	<i>District Number</i>						
5							
6			Educational Fund	Operations & Maintenance Fund	Transportation Fund	Working Cash Fund	Total
7	ESTIMATED BEGINNING FUND BALANCE <i>(must equal prior Ending Fund Balance)</i>		2,345,907	584,923	46,004	531,619	3,508,453
8	RECEIPTS/REVENUES	Acct #					
9	LOCAL SOURCES	1000	3,657,286	1,074,497	232,112	99,029	5,062,924
10	FLOW-THROUGH RECEIPTS/REVENUES FROM ONE DISTRICT TO ANOTHER DISTRICT	2000	0	0	0		0
11	STATE SOURCES	3000	4,525,627	0	249,743	0	4,775,370
12	FEDERAL SOURCES	4000	1,140,299	0	0	0	1,140,299
13	Total Receipts/Revenues		9,323,212	1,074,497	481,855	99,029	10,978,593
14	DISBURSEMENTS/EXPENDITURES	Funct #					
15	INSTRUCTION	1000	6,509,605				6,509,605
16	SUPPORT SERVICES	2000	2,031,628	916,449	526,243		3,474,320
17	COMMUNITY SERVICES	3000	5,000	0	0		5,000
18	PAYMENTS TO OTHER DISTRICTS & GOVT. UNITS	4000	43,000	0	0		43,000
19	DEBT SERVICES	5000	0	0	0		0
20	PROVISION FOR CONTINGENCIES	6000	0	0	0		0
21	Total Disbursements/Expenditures		8,589,233	916,449	526,243		10,031,925
22	Excess of Receipts/Revenue Over/(Under) Disbursements/Expenditures		733,979	158,048	(44,388)	99,029	946,668
23	OTHER SOURCES/USES OF FUNDS						
24	OTHER SOURCES OF FUNDS (7000)		53,350	0	0	0	53,350
25	OTHER USES OF FUNDS (8000)		96,483	43,451	0	0	139,934
26	TOTAL OTHER SOURCES/USES OF FUNDS		(43,133)	(43,451)	0	0	(86,584)
27	ESTIMATED ENDING FUND BALANCE		3,036,753	699,520	1,616	630,648	4,368,537

ILLINOIS STATE BOARD OF EDUCATION
SCHOOL BUSINESS SERVICES DIVISION

	A	B	H	I	J	K	L	
1	35-050040017 <i>District Number</i>		ESTIMATED BUDGET FY2018-2019					
2								
3								
4								
5								
6			Educational Fund	Operations & Maintenance Fund	Transportation Fund	Working Cash Fund	Total	
7	ESTIMATED BEGINNING FUND BALANCE <i>(must equal prior Ending Fund Balance)</i>		3,036,753	699,520	1,616	630,648	4,368,537	
8	RECEIPTS/REVENUES		Acct #					
9	LOCAL SOURCES		1000				0	
10	FLOW-THROUGH RECEIPTS/REVENUES FROM ONE DISTRICT TO ANOTHER DISTRICT		2000				0	
11	STATE SOURCES		3000				0	
12	FEDERAL SOURCES		4000				0	
13	Total Receipts/Revenues			0	0	0	0	
14	DISBURSEMENTS/EXPENDITURES		Funct #					
15	INSTRUCTION		1000				0	
16	SUPPORT SERVICES		2000				0	
17	COMMUNITY SERVICES		3000				0	
18	PAYMENTS TO OTHER DISTRICTS & GOVT. UNITS		4000				0	
19	DEBT SERVICES		5000				0	
20	PROVISION FOR CONTINGENCIES		6000				0	
21	Total Disbursements/Expenditures			0	0	0	0	
22	Excess of Receipts/Revenue Over/(Under) Disbursements/Expenditures			0	0	0	0	
23	OTHER SOURCES/USES OF FUNDS							
24	OTHER SOURCES OF FUNDS (7000)						0	
25	OTHER USES OF FUNDS (8000)						0	
26	TOTAL OTHER SOURCES/USES OF FUNDS			0	0	0	0	
27	ESTIMATED ENDING FUND BALANCE			3,036,753	699,520	1,616	630,648	4,368,537

**ILLINOIS STATE BOARD OF EDUCATION
SCHOOL BUSINESS SERVICES DIVISION**

	A	B	M	N	O	P	Q
1	35-050040017 District Number		ESTIMATED BUDGET FY2019-2020				
2							
3							
4							
5							
6			Educational Fund	Operations & Maintenance Fund	Transportation Fund	Working Cash Fund	Total
7	ESTIMATED BEGINNING FUND BALANCE (must equal prior Ending Fund Balance)		3,036,753	699,520	1,616	630,648	4,368,537
8	RECEIPTS/REVENUES	Acct #					
9	LOCAL SOURCES	1000					0
10	FLOW-THROUGH RECEIPTS/REVENUES FROM ONE DISTRICT TO ANOTHER DISTRICT	2000					0
11	STATE SOURCES	3000					0
12	FEDERAL SOURCES	4000					0
13	Total Receipts/Revenues		0	0	0	0	0
14	DISBURSEMENTS/EXPENDITURES	Funct #					
15	INSTRUCTION	1000					0
16	SUPPORT SERVICES	2000					0
17	COMMUNITY SERVICES	3000					0
18	PAYMENTS TO OTHER DISTRICTS & GOVT. UNITS	4000					0
19	DEBT SERVICES	5000					0
20	PROVISION FOR CONTINGENCIES	6000					0
21	Total Disbursements/Expenditures		0	0	0		0
22	Excess of Receipts/Revenue Over/(Under) Disbursements/Expenditures		0	0	0	0	0
23	OTHER SOURCES/USES OF FUNDS						
24	OTHER SOURCES OF FUNDS (7000)						0
25	OTHER USES OF FUNDS (8000)						0
26	TOTAL OTHER SOURCES/USES OF FUNDS		0	0	0	0	0
27	ESTIMATED ENDING FUND BALANCE		3,036,753	699,520	1,616	630,648	4,368,537

ILLINOIS STATE BOARD OF EDUCATION
SCHOOL BUSINESS SERVICES DIVISION

	A	B	R	S	T	U	V
1			ESTIMATED BUDGET FY2020-2021				
2							
3	35-050040017						
4	<i>District Number</i>						
5							
6			Educational Fund	Operations & Maintenance Fund	Transportation Fund	Working Cash Fund	Total
7	ESTIMATED BEGINNING FUND BALANCE <i>(must equal prior Ending Fund Balance)</i>		3,036,753	699,520	1,616	630,648	4,368,537
8	RECEIPTS/REVENUES	Acct #:					
9	LOCAL SOURCES	1000					0
10	FLOW-THROUGH RECEIPTS/REVENUES FROM ONE DISTRICT TO ANOTHER DISTRICT	2000					0
11	STATE SOURCES	3000					0
12	FEDERAL SOURCES	4000					0
13	Total Receipts/Revenues		0	0	0	0	0
14	DISBURSEMENTS/EXPENDITURES	Funct #:					
15	INSTRUCTION	1000					0
16	SUPPORT SERVICES	2000					0
17	COMMUNITY SERVICES	3000					0
18	PAYMENTS TO OTHER DISTRICTS & GOVT. UNITS	4000					0
19	DEBT SERVICES	5000					0
20	PROVISION FOR CONTINGENCIES	6000					0
21	Total Disbursements/Expenditures		0	0	0		0
22	Excess of Receipts/Revenue Over/(Under) Disbursements/Expenditures		0	0	0	0	0
23	OTHER SOURCES/USES OF FUNDS						
24	OTHER SOURCES OF FUNDS (7000)						0
25	OTHER USES OF FUNDS (8000)						0
26	TOTAL OTHER SOURCES/USES OF FUNDS		0	0	0	0	0
27	ESTIMATED ENDING FUND BALANCE		3,036,753	699,520	1,616	630,648	4,368,537

**ILLINOIS STATE BOARD OF EDUCATION
SCHOOL BUSINESS SERVICES DIVISION**

	A	B	W	X	Y	Z
1			SUMMARY BUDGET ADDENDUM - DEFICIT REDUCTION PLAN ESTIMATED BUDGET <i>Date of Adoption:</i> <i>(Enter as MM/DD/YY)</i>			
2						
3	35-050040017					
4	District Number					
5						
6			FY2017-2018	FY2018-2019	FY2019-2020	FY2020-2021
7	ESTIMATED BEGINNING FUND BALANCE <i>(must equal prior Ending Fund Balance)</i>		3,508,453	4,368,537	4,368,537	4,368,537
8	RECEIPTS/REVENUES	Acct #				
9	LOCAL SOURCES	1000	5,062,924	0	0	0
10	FLOW-THROUGH RECEIPTS/REVENUES FROM ONE DISTRICT TO ANOTHER DISTRICT	2000	0	0	0	0
11	STATE SOURCES	3000	4,775,370	0	0	0
12	FEDERAL SOURCES	4000	1,140,299	0	0	0
13	Total Receipts/Revenues		10,978,593	0	0	0
14	DISBURSEMENTS/EXPENDITURES	Funct #				
15	INSTRUCTION	1000	6,509,605	0	0	0
16	SUPPORT SERVICES	2000	3,474,320	0	0	0
17	COMMUNITY SERVICES	3000	5,000	0	0	0
18	PAYMENTS TO OTHER DISTRICTS & GOVT. UNITS	4000	43,000	0	0	0
19	DEBT SERVICES	5000	0	0	0	0
20	PROVISION FOR CONTINGENCIES	6000	0	0	0	0
21	Total Disbursements/Expenditures		10,031,925	0	0	0
22	Excess of Receipts/Revenue Over/(Under) Disbursements/Expenditures		946,668	0	0	0
23	OTHER SOURCES/USES OF FUNDS					
24	OTHER SOURCES OF FUNDS (7000)		53,350	0	0	0
25	OTHER USES OF FUNDS (8000)		139,934	0	0	0
26	TOTAL OTHER SOURCES/USES OF FUNDS		(86,584)	0	0	0
27	ESTIMATED ENDING FUND BALANCE		4,368,537	4,368,537	4,368,537	4,368,537

Deficit Reduction Plan-Background/Assumptions
Fiscal Year 2017-2018 through Fiscal Year 2020-2021

STREATOR TOWNSHIP HIGH SCHOOL 35-050040017

Please complete the following schedule and include a brief description to identify any areas of the budget that will be impacted from one year to the next. If the deficit reduction plan relies upon new local revenues, identify contingencies for further budget reductions which will be enacted in the event those new revenues are not available.

1. Background and Narrative of Budget Reductions:

2. Assumptions Used in the Deficit Reduction Plan:

- Foundation Levels for General State Aid:

- Equal Assessed Valuation and Tax Rates:

- Employee Salaries and Benefits:

- Short and Long Term Borrowing:

- Educational Impact:

- Other Assumptions:

- Has the district considered shared services or outsourcing (Ex: Transportation, Insurance) If yes please explain:

ESTIMATED LIMITATION OF ADMINISTRATIVE COSTS

(For Local Use Only)

This is an estimated Limitation of Administrative Costs Worksheet only and will not be accepted for Official Submission of the Limitation of Administrative Costs Worksheet.

The worksheet is intended for use during the budgeting process to estimate the district's percent increase of FY2018 budgeted expenditures over FY2017 actual expenditures. Budget information is copied to this page. Insert the prior year estimated actual expenditures to compute the estimated percentage increase (decrease).

The official Limitation of Administrative Costs Worksheet is attached to the end of the Annual Financial Report (ISBE Form 50-35) and may be submitted in conjunction with that report.

An official Limitation of Administrative Costs Worksheet can also be found on the ISBE website at:

[Limitation of Administrative Costs](#)

ESTIMATED LIMITATION OF ADMINISTRATIVE COSTS WORKSHEET			School District Name: STREATOR TOWNSHIP HIGH SCHOOL				
(Section 17-1.5 of the School Code)			RCDT Number: 35-050040017				
		Estimated Actual Expenditures, Fiscal Year 2017			Budgeted Expenditures, Fiscal Year 2018		
Description (Enter Whole Numbers Only)	Funct #	(10) Educational Fund	(20) Operations & Maintenance Fund	Total	(10) Educational Fund	(20) Operations & Maintenance Fund	Total
1. Executive Administration Services	2320	182,550		182,550	189,608		189,608
2. Special Area Administration Services	2330			0	0		0
3. Other Support Services - School Administration	2490	3,010		3,010	2,380		2,380
4. Direction of Business Support Services	2510			0	0	0	0
5. Internal Services	2570			0	0		0
6. Direction of Central Support Services	2610			0	0		0
7. Deduct - Early Retirement or other pension obligations required by state law and include above				0			0
8. Totals		185,560	0	185,560	191,988	0	191,988
9. Estimated Percent Increase (Decrease) for FY2018 (Budgeted) over FY2017 (Actual)							3%

REPORTING OF PUBLIC VENDOR CONTRACTS OF \$1,000 OR MORE

In accordance with the School Code, Section 10-20.21, all **school districts** are required to file a report listing 'vendor contracts' as an attachment to their budget. In this context, the term "vendor contracts" refers to "all contracts and agreements that pertain to goods and services that were intended to generate additional revenue and other remunerations for the **school district** in excess of \$1,000, including without limitation vending machine contracts, sports and other attire, class rings, and photographic services. **The report is to list information regarding such contracts for the fiscal year immediately preceding the fiscal year of the budget.** All such contracts executed on or after July 1, 2007 must be approved by the school board.

See: [School Code, Section 10-20.21 - Contracts](#)

(Sheet is unprotected and can be re-formatted as needed, but must be used for submission)

Name of Vendor	Product or Service Provided	Net Revenue	Non-Monetary Remuneration	Purpose of Proceeds	Distribution Method and Recipient of Non-Monetary Remunerations Distributed
ARAMARK	VENDING	2,354	NONE	GENERAL REVENUE	NONE

Reference Description

- 1 Each fund balance should correspond to the fund balance reflected on the books as of June 30th - Balance Sheet Accounts #720 and #730 (audit figures, if available).
- 2 Accounting and Financial Reporting for Certain Grants and Other Financial Assistance. The "On-Behalf" Payments should only be reflected on this page (Budget Summary, Lines 10 and 20).
- 3 Requires the secretary of the school board to notify the county clerk (within 30 days of the transfer approval) to abate an equal amount of taxes to be next extended. See Sec. 10-22.14 & 17-2.11.
- 3^a Requires notification to the county clerk to abate an equal amount from taxes next extended. See section 10-22.14
- 4 Principal on Bonds Sold:
 - (1) Funding Bonds are to be entered in the fund or funds in which the liability occurs.
 - (2) Refunding Bonds can be entered in the Debt Services Fund only.
 - (3) Building Bonds can be entered in the Capital Projects Fund only.
 - (4) Fire Prevention and Safety Bonds can be entered in the Fire Prevention & Safety Fund only.
- 5 The proceeds from the sale of school sites, buildings, or other real estate shall be used first to pay the principal and interest on any outstanding bonds on the property being sold, and after all such bonds have been retired, the remaining proceeds from the sale next shall be used by the school board to meet any urgent district needs as determined under Sections 2-3.12 and 17-2.11 of the School Code. Once these issues have been addressed, any remaining proceeds may be used for any other authorized purpose and for deposit into any district fund.
- 6 The School Code, Section 10-22.44 prohibits the transfer of interest earned on the investment of "any funds for purposes of Illinois Municipal Retirement under the Pension Code." This prohibition does not include funds for Social Security and Medicare-only purposes. For additional requirements on interest earnings, see 23 Illinois Administrative Code, Part 100, Section 100.50.
- 7 Cash plus investments must be greater than or equal to zero.
- 8 For cash basis budgets, this total will equal the Budget Summary - Total Direct Receipts/Revenues (Line 9) plus Total Other Sources of Funds (Line 46).
- 9 For cash basis budgets, this total will equal the Budget Summary - Total Direct Disbursements/Expenditures (Line 19) plus Total Other Uses of Funds (Line 79).
- 10 Working Cash Fund loans may be made to any district fund for which taxes are levied (Section 20-5 of the School Code).
- 11 Include revenue accounts 1110 through 1115, 1117, 1118 & 1120.
- 12 The School Code Section 17-2.2c. Tax for leasing educational facilities or computer technology or both, and for temporary relocation expense purposes.
- 13 Corporate personal property replacement tax revenue must be first applied to the Municipal Retirement/Social Security Fund to replace tax revenue lost due to the abolition of the corporate personal property tax (30 ILCS 115/12). This provision does not apply to taxes levied for Medicare-Only purposes.
- 14

Only tuition payments made to private facilities. See Functions 4200 or 4400 for estimated public facility disbursements/expenditures.
- 15 Payment towards the retirement of lease/purchase agreements or bonded/other indebtedness (principal only) otherwise reported within the fund - e.g.: alternate revenue bonds. (Describe & Itemize)
- 16 Only abolishment of Working Cash Fund must transfer its funds directly to the Educational Fund upon adoption of a resolution and at the close of the current school Year (see 105 ILCS 5/20-8 for further explanation)

Only abatement of working cash fund can transfer its funds to any fund in most need of money (see 105 ILCS 5/20-10 for further explanation)

CHECK FOR ERRORS	
<p>This worksheet checks various cells to assure that selected items are in balance. Out-of-balance conditions are accompanied by an error message. Errors must be corrected before the budget is finalized and submitted to ISBE.</p>	
Budget Item References	Message
Is Deficit Reduction Plan Required?	Congratulations! You have a balanced budget.
If required, is Deficit Reduction Plan Completed (Page: DefReductPlan 20-24)?	
1. Cover Page - CASH or ACCRUAL	
Check one type of Accounting Basis used on the Cover sheet.	CASH
2. Budget Summary: Other Sources (Page BudgetSum 2-3 - Acct 7000), must equal Other Uses (BudgetSum 2-3 - Acct. 8000).	
Estimated Beginning Fund Balance July, 1 2017 for all Funds (Cells C3 - K3) (Line must have a number or zero. Do not leave blank.)	OK
Transfer Among Funds (Funds 10, 20, 40 - Acct 7130 - Cells C29, D29, F29), must equal (Funds 10, 20 & 40 - Acct 8130 - Cells C52, D52, F52).	OK
Transfer of Interest (Funds 10 thru 90 - Acct 7140 - Cells C30:K30), must equal (Funds 10 thru 60, & 80 - Acct 8140 - Cells C53:H53, J53).	OK
Transfer to Debt Service to Pay Principal on Capital Leases (Fund 30 - Acct 7400 - Cell E39) must equal (Funds 10, 20 & 60 - Acct 8400 Cells C57:H60).	OK
Transfer to Debt Service to Pay Interest on Capital Leases (Fund 30 - Acct 7500 - Cell E40) must equal (Funds 10, 20 & 60 - Acct 8500 - Cells C61:H64).	OK
Transfer to Debt Service Fund to Pay Principal on Revenue Bonds (Fund 30 - Acct 7600 - Cell E41) must equal (Funds 10 & 20 - Acct 8600 - Cells C65:D68).	OK
Transfer to Debt Service to Pay Interest on Revenue Bonds (Fund 30 - Acct 7700 - Cell E42) must equal (Funds 10 & 20 - Acct 8700 - Cells C69:D72).	OK
Transfer to Capital Projects Fund (Fund 60 - Acct 7800 - Cell H43) must equal (Fund 10 & 20, Acct 8800 - Cells C73:D76).	OK
3. Summary of Cash Transactions: Beginning Cash Balance on Hand July 1, 2017, (CashSum 4, All Funds), cannot be negative.	
Educational (Fund 10 - Cell C3)	OK
Operations & Maintenance (Fund 20 - Cell D3)	OK
Debt Service (Fund 30 - Cell E3)	OK
Transportation (Fund 40 - Cell F3)	OK
Municipal Retirement/Social Security (Fund 50 - Cell G3)	OK
Capital Projects (Fund 60 - Cell H3)	OK
Working Cash (Fund 70 - Cell I3)	OK
Tort (Fund 80 - Cell J3)	OK
Fire Prevention & Safety (Fund 90 - Cell K3)	OK
4. Summary of Cash Transactions: Ending Cash Balance on Hand June 30, 2018, (Page CashSum 4 - All Funds), cannot be negative.	
Educational (Fund 10 - Cell C21)	OK
Operations & Maintenance (Fund 20 - Cell D21)	OK
Debt Service (Fund 30 - Cell E21)	OK
Transportation (Fund 40 - F21)	OK
Municipal Retirement/Social Security (Fund 50 - Cell G21)	OK
Capital Projects (Fund 60 - H21)	OK
Working Cash (Fund 70 - Cell I21)	OK
Tort (Fund 80 - Cell J21)	OK
Fire Prevention & Safety (Fund 90 - Cell K21)	OK
5. Summary of Cash Transactions: Other Receipts, (Page CashSum 4), must equal Other Disbursements, (Page CashSum 4).	
Interfund Loans Payable (Funds 10:60, 80, 90 - Acct 411 - Cells C6:H6, J6:K6) must equal Interfund Loans Receivable (Funds 10:20, 40, 70 - Acct 141 - Cells C15:D15, F15, I15).	OK
Interfund Loans Receivable (Funds 10, 20, 40 & 70 - Acct 141 - Cells C7:D7, F7, I7) must equal Interfund Loans Payable (Funds 10:60, 80, 90 - Acct 411 - Cells C16:H16, J16, K16).	OK

End of Balancing